



# newsletter

Volume 1, No. 4


January, 2012

## MOY Reminders and Updates

It's time to prepare for Middle-of-Year administration. Individual schools and districts set the specific dates for their administration windows to open and close. For Kindergarten through Grade 3, TPRI recommends MOY administration begin mid-January. An administration window typically lasts for 2 weeks or less.

As you prepare for MOY administration, remember, there is no screening at this time point. Other important reminders are discussed in the grade level sections that follow. We also encourage you to click on the link below to view the Update and Reminders Slide Show posted on our website.

<http://tpri.org/news/updates-and-reminders.html>



### Happy New Year!

The TPRI development team would like to wish you a Happy New Year!

We appreciate all that you do to support TPRI. Please let us know how we can support you in 2012!

Contact us anytime at

[tpri@uth.tmc.edu](mailto:tpri@uth.tmc.edu).



### Kindergarten Administration Reminders

All students should complete the Listening Comprehension portion of the assessment. For students who took the PA and GK portions of the assessment at BOY, you will need to administer those portions again. Do not administer tasks where the student scored D at BOY. Instead, begin with tasks where the student scored SD at BOY. If students did not take the PA and GK portions at BOY but you wish to gather more information about them, then it is fine to administer these portions at MOY. If you choose to do this, remember to begin with PA-1, and then follow the Branching Rules as you would with any other student.



### Grade 1 Administration Reminders

All students should complete the Word Reading and story reading portions of the Inventory. Remember to record student reading errors during the Word Reading task so that you can analyze the errors later. This information is critically important to capture so that you can make instructional choices based on your data. As described in the Kindergarten section above, students who took the PA and GK portions at BOY need to take those portions again at MOY. Do not administer tasks where the student scored D.




### Next Month...

Our February newsletter will feature the TPRI Fluency Equating Tables. These tools help teachers measure progress and understand fluency scores more effectively.

Visit our website now for more information:

<http://tpri.org/resources/fluency-equating-tables.html>



 **Grades 2 & 3 Administration Reminders**

All students should complete the story reading portion of the inventory. Unless they scored D on all sets at BOY, students must also complete the Word Reading and Spelling tasks. Remember to record student reading errors during the Word Reading task so that you can analyze the errors later. This information is critically important to capture so that you can make instructional choices based on your data. For spelling, if you administer the test whole-class, then you may have everyone in the class spell all of the words regardless of their BOY scores.

 **Teacher to Teacher**

Teachers have the best ideas for how to manage materials while administering TPRI. Organizing magnetic letters to administer the first grade GK tasks can be challenging. If you are struggling to organize the letters it can slow your administration time. Some teachers have devised creative ways for organizing their magnetic letters.

“I always set up my letters on stove top metal covers and just slide the magnetic board to each color tray on my back counter. It goes very quickly, especially when the room is quiet and you are not having to manage a whole classroom at the same time.” ~ Debbie MaCarthy, Aldine ISD

“I have papers taped to small cookie sheets that have the letters outlined in color on them. It helps me to know which letters go where when I am done with a task.” ~ Anonymous

*We'd love to hear from you! Please email your TPRI suggestions to [tpri@uth.tmc.edu](mailto:tpri@uth.tmc.edu). Your idea might be featured in an upcoming TPRI newsletter!*

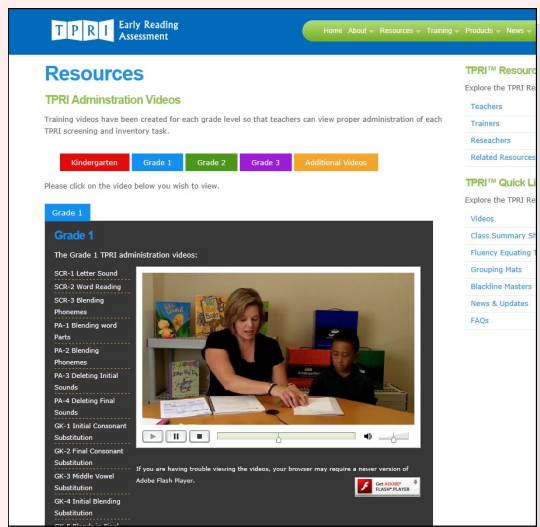
 **Check it Out!**

Check out the videos on the [tpri.org](http://tpri.org) website!

Administration videos are provided for each grade level. These videos allow teachers to view proper administration of each TPRI screening and inventory task.

To view the videos, click on the link below:

<http://tpri.org/resources/videos/index.html>



 **Q&A** 

**What do I do with new students at MOY?**

The TPRI is a helpful tool to use with students who join your class later in the school year. The TPRI should be administered to new students soon after they enter your class.

If a student enters your class within a week or two after you have finished BOY, MOY or EOY administration, you may assess the student using the same procedure you used with all students at BOY, MOY or EOY.

Outcomes on the Screening Section are reliable only during the specified administration window. Therefore, when students enter your class more than two weeks after your BOY, MOY or EOY administration, the tasks on the Screening Section should NOT be given. Instead, begin with the first task of the Inventory Section (PA-1 at kindergarten and first grade, GK-1 at second and third grades) and then follow the Branching Rules.

